

A Quantum Leap in Ultrasound Imaging



Premium Imaging Solutions for Surgery

- Unparalleled Image Quality
- Small Footprint, Easy Maneuverability
- Customizable User Interface
- Comprehensive Range of Sterilizable Transducers

Advance Diagnostic Confidence with Premium Intraoperative Imaging

Superb detail and contrast resolution with advanced imaging technologies

Intraoperative Imaging

Excellent access to the organs of the abdominal area, including liver, pancreas and kidney. Superb image quality and greater flexibility to help complete procedures quickly and easily. Unique biplane transducer giving unsurpassed needle guidance. Optimum maneuverability with four hours of plug-free imaging.

Laparoscopic Imaging

High resolution imaging, superior contrast resolution and simultaneous display capabilities with Picture-in-Picture video integration. Access difficult-to-reach anatomy using versatile minimally-invasive transducers with unique biopsy guides. Outstanding images of liver, pancreas, gall bladder and uterus. System options to fit your budget.

Robotic-Assisted Surgery


Achieve control, precision and premium performance ultrasound imaging. High resolution imaging controlled directly from surgeon's console. Full command of system functions, including Doppler. Easy plug-and-play DVI for seamless integration of images into TilePro™¹. Superior high resolution 2D, 3D and color performance. Unique 3D rendering and visualization in RAPN and RARP procedures.

Neurosurgery

The gold standard in neuroimaging. Detailed images of the brain, spinal cord and neurovascular structures. World's smallest high resolution burr-hole transducer and the high resolution craniotomy transducer deliver clear, sharp images. Sterilizable transducers compatible with modern disinfection and sterilization techniques. Real-time image guidance and convenient, sterile needle guides. Small system footprint for added convenience in the O. Digital connection to neuronavigation system.

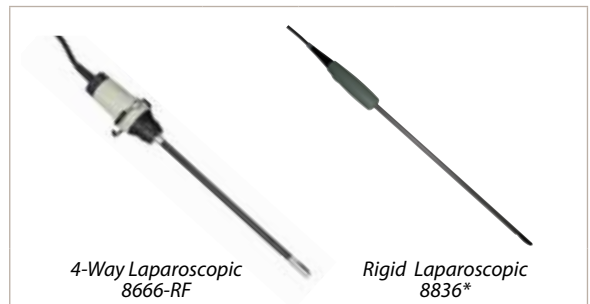
¹ Trademark of Intuitive Surgical, Inc.

* In selected countries only.



Intraoperative Transducers

Comprehensive range of intraoperative transducers



Laparoscopic Transducers

Versatile transducers for the best laparoscopic imaging



Robotic-Assisted Surgery Transducer

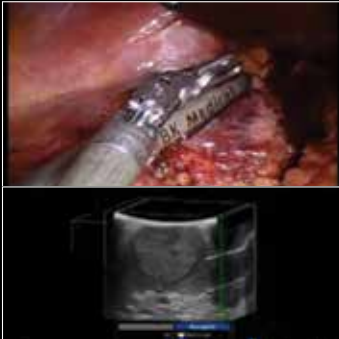
Superb control, maneuverability, and optimal acoustic contact



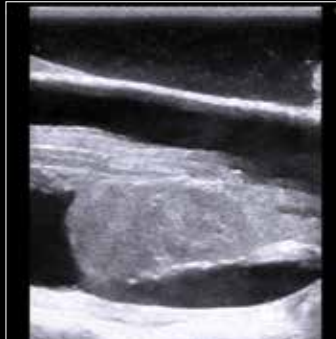
Neurosurgical Transducers

Unmatched transducer accessibility and design for gold standard neuroimaging

Real Clinical Impact with High Resolution Imaging



Renal Cell Carcinoma being Evaluated during RAPN Surgery using the ProART Transducer



Intraoperative Imaging of Spinal Tumor in Sagittal Plane using "Hockey Stick" Transducer



Intraoperative Imaging of Spinal Tumor in Transverse Plane using Neurosurgical Transducer



Large Brain Tumor being Evaluated during Surgery



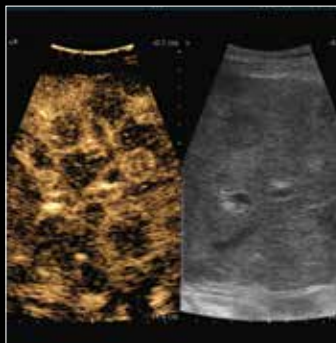
Parasitic Brain Cyst in Coronal Plane - using Neurosurgical Transducer



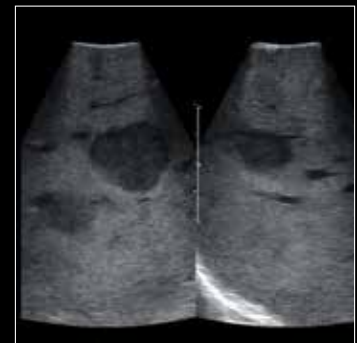
Parasitic Brain Cyst in Sagittal Plane - using Neurosurgical Transducer



Metastatic Liver Lesions using T-shaped Intraoperative Transducer 8816



*CEUS [Contrast Enhanced Ultrasound]*** of Metastatic Liver Lesions being Evaluated Transabdominally*



Simultaneous Biplane Imaging during Surgery of Liver Lesions



Pancreatic Head Shown with the 4-way Laparoscopic Transducer



*Biliary Hilar Tumor with Irreversible Electroporation Needles in Place for a NanoKnife® Procedure****



Renal Cell Carcinoma

***Contrast Enhanced Ultrasound has not been market cleared by the FDA for use in the USA.

Acoustic and Clinical Innovators for Over 30 Years

Recognized as a global leader in the development of ultrasound systems designed for surgery, BK Ultrasound offers a versatile range of state-of-the-art imaging systems, technologies and dedicated surgical transducers to help surgeons enhance diagnostic confidence and advance the care of their patients.



flex Focus™ Family

System versions available: *flex Focus 800, flex Focus 500, flex Focus 400*

Direct Sales Offices

BK Ultrasound

8 Centennial Drive
Peabody
MA 01960
USA
T +1 978-326-1300
F +1 978-326-1399
bkultrasound.com

Analogic Benelux N.V.

Generaal de Wittelaan 19B bus 7
2800 Mechelen
Belgium
T +32 15 280 600
F +32 15 291 025
bkultrasound.com

BK Medical ApS

Mileparken 34
2730 Herlev
Denmark
T +45 4452 8100
F +45 4452 8199
bkultrasound.com

bk medical Medizinische Systeme GmbH

Pascalkehe 13
25451 Quickborn
Germany
T +49 4106 99 55-0
F +49 4106 99 55-99
bkultrasound.com

Analogic Italia S.r.l.

Via Morandi, 10
20077 Melegnano MI
Italy
T +39 02 90 78 13 47
F +39 02 90 78 19 05
bkultrasound.com

B-K Medical AB

Mänskärsvägen 9
141 75 Kungens Kurva
Sweden
T +46 8-744 02 11
F +46 8-744 02 12
bkultrasound.com

BK Medical

Unit A20/A20a
Basepoint Business & Innovation Centre
110 Butterfield, Great Marlings
Luton Bedfordshire LU2 8DL
United Kingdom
T +44 1582 433710
F +44 1582 433716
bkultrasound.com

 BK Medical ApS, Mileparken 34, 2730 Herlev, Denmark. T +45 4452 8100 F +45 4452 8199



powered by analogic 

BK Ultrasound

8 Centennial Drive
Peabody
MA 01960
USA
T +1 978-326-4000
bkultrasound.com

Sales and Service USA

BK Ultrasound
8 Centennial Drive
Peabody
MA 01960
USA
T +1 978-326-1300
F +1 978-326-1399
bkultrasound.com

Europe and Rest of World

BK Ultrasound
Mileparken 34
2730 Herlev
Denmark
T +45 4452 8100
F +45 4452 8199
bkultrasound.com

Asia

Analogic Medical Equipment
(Shanghai) Co., Ltd.
1377, Lan Dian Road,
Pu Dong New District,
Shanghai, China 201132
bkultrasound.com